

Expand your horizons

with our high-quality sliding and slide-folding doors



✦ About Smart

With over 35 years' experience, we are the UK's leading supplier of window and door systems. We take great pride not only in the quality, breadth and depth of our product range, but also in our design expertise and support services.

We operate from a modern 45,000m² manufacturing plant in the south west of England, which houses three extrusion presses and two paint lines, as well as our logistics and distribution hub. Across all our operations, we are fully committed to reducing our impact on the environment, and are working hard to become both carbon-neutral and energy self-sufficient.



The Great
Outdoors

◆ Our Sliding & Slide-folding doors

By choosing our sliding and slide-folding doors, you will be able to open your home to the outdoors, bringing a bright, open and spacious atmosphere.

Effectively opening-up an entire wall, you will not only create a relaxed feeling of light and space, but also frame the beautiful views of your garden and beyond. Suitable for installation in any room, these elegant systems add a touch of finesse and provide a striking glass façade.

Our range has been developed to provide a choice of high quality solutions. Whether you want to open up space using our Visofold multi-panelled slide-folding doors which concertina back to one or both sides of the frame, or introduce a Visoglide sliding door (comprising two or more large panes which slide open to leave the panels behind each other), we have the perfect solution.

With high-security glazing and locking mechanism (including security deadlock and hook bolts), and an unrivalled colour range to choose from (including dual-colour options), each door can be tailored to meet your own precise requirements.

Each of our doors comes with all the assurances you would expect from the UK's leading supplier of aluminium systems. Their elegant aluminium profiles are designed to provide both strength and durability, ensuring a structurally sound solution that requires minimal maintenance and delivers outstanding performance over a lifetime of use.



◆ *Our sliding and slide-folding doors are designed to perfectly complement Smart's window and entrance door ranges.*





Where can I buy from?

Our systems are supplied to a nationwide network of reputable window and door fabricators who carry out installation in accordance with best practices.

You can obtain a list of your nearest Smart fabricator and installer from our website;
<http://www.smartsystems.co.uk/findinstaller>

Revamp your house and make it a home with our expert advice on material, colour, finishes to handles and fittings.

Choosing the right door for your home

When choosing a new door for your home, there are a number of things you should consider.

Of course, you'll need to think carefully about the style of door – and particularly whether a sliding or slide-folding system is right for you. You will also want to take care to choose the right colour (both for the outside and inside if you select a dual-colour option) and to think about the style and colour of the door furniture.

Once you've chosen your system and colour, it's important to see a sample to ensure the tone and shade are exactly what you want; you can then accurately assess the texture, lustre and finish before making your final decision. If you speak to your supplier, they will arrange with us for a sample to be sent directly to you.



Should I choose a Sliding Door or a Slide-folding Door?

Offering the opportunity to open up your living space and bring the outdoors inside, sliding and slide-folding doors provide a great many benefits to virtually any property. But which system will be the best for you?

Frame Head

Meeting Style
Choice of standard or slim line meeting style available.

Handle
Smart has a range of attractive handles for you to choose from.

Frame Jamb

Large Glass Area
Sliding doors offer a large glass area. Perfect for maximising light and framing stunning views.

Threshold
Where the situation allows, the threshold can be recessed into the floor level.

Sliding Doors

- Large panes move to the side, stacked one behind the other
- Double and triple track options for two, three and four sash systems
- Maximise light and give the most unobstructed views when closed
- Slim lines and discrete hardware
- Ideal solution where space is limited

Slide-folding Door

- Slim lines combine elegance with great performance together with smooth, easy and reliable operation
- Multiple door leaves concertina to the side
- Can incorporate a 'traditional door' for flexible use
- Completely uninterrupted views when open
- Great solution for small spaces

Sash & Jamb Hinge

Top & Bottom Roller
Smart's sash rollers are designed and engineered to the highest standards to ensure quality and reliability. Our rollers are marked with the Smart 'Spark', so you can be sure they meet these exacting standards.

'D' Handle
Used to pull sashes from a folded open position to a closed position.

Flat Sash Handle
Used to operate the locking shoot-bolts on the sashes.

Main Operating Handle
We have a range of lever handle styles available, including high security PAS 24 options.

Threshold
A choice of rebated or low level thresholds is available. Where the situation allows, thresholds can also be recessed into the floor level.

Bottom Roller

Opening
Slide folding doors open to reveal a nearly 100% opening aperture, bringing 'the outside in' and creating amazing living spaces.



◆ The Smart Spark – Our Mark of Quality

As a demonstration of our commitment to quality, we recently introduced the 'Smart Spark' and are now stamping this mark on our hinges, rollers and other hardware before they leave our factory.

When you see a product carrying the 'Spark', you can be sure that it formed part of our exhaustive system testing programme – and it comes with our assurance of quality.

Throughout our operation, we carry out extensive testing to ensure that our products perform to the highest levels and meet relevant standards. In our view, quality implies consistency, reliability and durability not just in terms of materials, but also with respect to the performance of our products and the services we provide.

We monitor, measure and assess every aspect of our business with the aim of continually improving our products, services, working practices and environmental impact and we fully support independent certification and assessment schemes such as those offered by the British Standards Institute.

Customise your Smart solution



What are my colour options? Our unrivalled colour range provides the perfect finish for every property. From contemporary urban apartments to traditional Cotswold cottages in conservation areas, we have the ideal colour to suit any project in any location. Our spectrum spans from striking shades of bronze and silver through brilliant reds and gentle blues to traditional white – with virtually every colour and finish in between.



What about hardware? Your choice of hardware is an important one as it will have a significant effect on the overall look of your new door. We supply a wide range of high quality options, from the contemporary stainless steel of our new Quantum range to more retro designs, all of which can be supplied in either matching or contrasting colours to your door frame; depending on the look you want to create.



And glass? A wide range of glass options is available as part of your window and door system. With double and single glazing, self-cleaning, gas-filled, anti-glare, coated, decorative and energy-efficient units just some of the options! Again, your installer will be able to help you with any questions and to select the most suitable product for your home.



◆ *With a dedicated paint line, our colour-matched accessories service means your choice of handles and hinges can be finished in any colour to match or contrast with your door.*



Why choose aluminium?

Renowned for its perfect combination of light weight and high strength, aluminium is the ideal material for sliding and folding doors, providing slim, elegant designs and outstanding performance.

With a life-span measured in decades rather than years, together with extremely low maintenance requirements, aluminium has become the perfect choice for home owners.

All our systems are designed with performance, looks and efficiency in mind, with each frame incorporating a

'thermal-break' to insulate doors against heat loss, raise the internal temperature of a house and help reduce the risk of condensation.

Maintenance for aluminium systems is simple and straightforward, with a routine 'wipe-clean' all that is required to keep the products looking their best. With no requirement for re-painting or re-varnishing, aluminium windows and doors will never fade, deteriorate or rust, even in harsh environments, or coastal locations.

◆ *Our systems have been designed to not only withstand all that the elements can throw at them, but also to deliver minimum heat loss and great thermal efficiency.*



How do I assess performance?

There are a number of things to take into account, but also some useful guides to help you:



Security – most window and doors will be certified to PAS24. This means the manufacture has been monitored by an accredited certification body. It's worth noting though that this is a minimum standard - it doesn't include higher or lower grades for security.



Thermal Performance – this depends on a number of factors, including your system and glazing choice, the direction the door faces and the prevailing weather conditions. When comparing systems, U-values will give you a good guide. These are a standard measure of how good a material is as an insulator – the lower its U-value, the better insulator it is.



Weather – as part of the building 'envelope', windows and doors contribute to its overall weather performance, including its water and wind resistance and air-tightness. Manufacturers test their window and door systems to make sure they meet the required performance standards.



Our products: Slide-folding Doors

Visofold Range

Available in a range of opening configurations to suit any application, Visofold doors can be folded internally or externally and with the opening at the side (so the sashes all fold one way), at one end (to create a single entrance door) or in the middle (to give the option of a double door).

Visofold's flexibility makes it the ideal choice for projects where large, uninterrupted openings are required, with the system providing maximum light and space to give unimpeded views. The highly-versatile, easy-to-operate system is the perfect option for even the largest project, capable of opening up an entire wall, yet presenting a contemporary, elegant glazed façade when closed.

All Visofold profiles feature a thermal break to deliver enhanced thermal performance and energy efficiency and security is assured by multi-point lock mechanisms on the main opening sashes, and shoot-bolt locks on the 'floating' mullions. The doors can have either a low threshold for unimpeded access, or a rebated threshold for improved weather resistance.

Visofold doors are available in a choice of standard or non-standard colours, including metallic, wood-structure, dual colour and Smart's unique Sensations range of textured finishes.



Visofold 1000

Kitemarked and security-tested to the PAS24 standard, Visofold 1000 slide-folding doors features a choice of internally or externally folding panels, which when open help to integrate your home's external and internal living spaces, offering uninterrupted views.



-  U Value
1.5W/m²K
-  Certified
PAS24:2012
-  Certified
BS 6375
-  Certified
Document L
-  Dual
Colour
-  Multipoint
Lock
-  Max Sash Width
1200mm
-  Max Sash Height
2500mm
-  Max Sash Weight
100kg
-  Sash Sightline
132mm


With internal glazing beads preventing the removal of glass from outside, and high-security locking mechanisms in the handle, our doors are built to last and to be secure.



Visofold 6000

The latest addition to our range, Visofold 6000 is a high-quality, high-performance slide and fold door. Featuring the slimmest profiles currently available in the Smart range, the system provides a contemporary, elegant solution for both residential and commercial applications.



-  U Value
1.5W/m²K
-  Certified
BS 6375
-  Dual
Colour
-  Multipoint
Lock
-  Max Sash Width
1000mm
-  Max Sash Height
2200mm
-  Max Sash Weight
100kg
-  Sash Sightline
94mm


◆ Our products: Sliding Doors

Our sliding doors provide the maximum light and afford the most unobstructed views of any system when closed and with our wide range of systems and options, you can select and tailor a door system to exactly meet your own specific requirements.

With a choice of frame sizes, sliding formats and two, three and four pane systems, together with a choice of high-quality hardware and a wide range of colour options, the slim lines of these elegant doors make them the perfect solution for any home.



◆ *Open up a wall to create a relaxed feeling of light and space and to frame the beautiful views of your garden and beyond.*





Our systems have been designed to match a wide range of property styles. With our innovative folding panelled structure, they can provide the perfect transition from inside your home to outside.

Visoglide Plus

Combining the benefits of a large picture window, which allows light to flood in to an internal space, with an easy opening operation, Visoglide Plus is a high quality, highly versatile system which is a great option for even the largest project. Delivering outstanding thermal efficiency, Visoglide Plus offers contemporary styling and robust performance, with the option of slide, or lift and slide operation on double or triple tracks.



-  U Value
1.6W/m²K
-  Certified
PAS24:2012
-  Certified
BS 6375
-  Certified
Document L
-  Dual
Colour
-  Multipoint
Lock
-  Max Sash Width
*
-  Max Sash Height
2500mm
-  Max Sash Height
2423mm PAS24
-  Max Sash Weight
250kg Slide
-  Max Sash Weight
200kg L&S
-  Sash Sightline
83mm Standard
-  Sash Sightline
34mm Slimline






*Within height/weight limitations there is no maximum width

Slide 2000

With its characteristic slim profiles and sightlines, Slide 2000 is an elegant sliding patio door for both new homes and refurbishment projects. Available in dual and triple track configuration and with a range of locking options, Slide 2000 offers great versatility and outstanding value.



Our systems all meet demanding weather testing and security requirements, so once you've installed your new door system, you can relax and enjoy it for years to come.

-  U Value 1.6W/m²K
-  Certified BS 6375
-  Certified Document L
-  Dual Colour
-  Multipoint Lock
-  Max Sash Width *
-  Max Sash Height 2100mm
-  Max Sash Weight 200kg
-  Sash Sightline 35mm

*Within height/weight limitations there is no maximum width

Ultraglide

This high performance contemporary system features large sash sizes (up to 3 metres high) and is ideal for even the most demanding applications.

Available in dual colour and with a large thermal break, Ultraglide delivers outstanding thermal performance for enhanced comfort and economy.



-  U Value 1.1W/m²K
-  Certified Document L
-  Dual Colour
-  Multipoint Lock
-  Max Sash Width *
-  Max Sash Height 3000mm
-  Max Sash Weight 400kg
-  Sash Sightline 125mm

*Within height/weight limitations there is no maximum width



◆ Our products: Accessories

Our range of accessories helps provide you with those vital finishing touches for your new door system.

From handles to hinges, the style and colour of the accessories you select will have a significant effect on the final aesthetic look of your door. Whether you want a modern, contemporary feel, or prefer a more traditional look, we have a wide range of style and colour options to choose from.


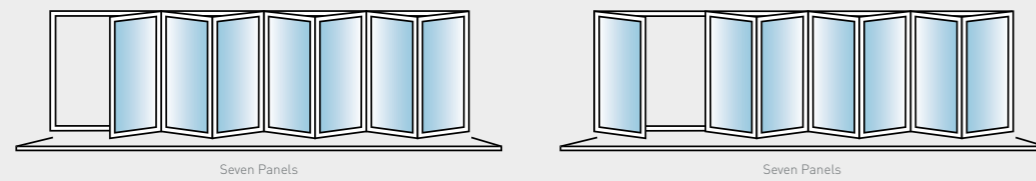
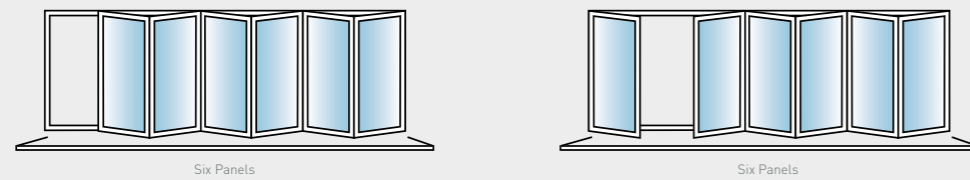
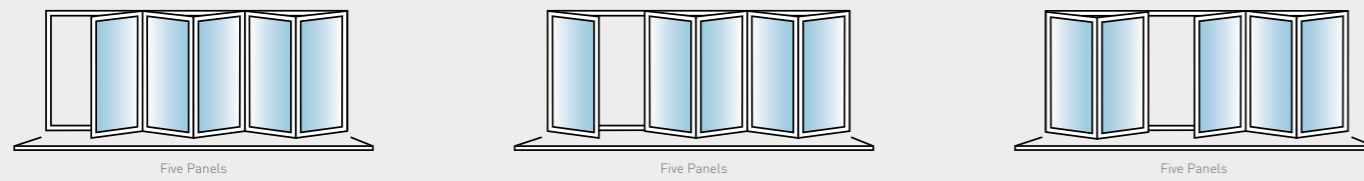
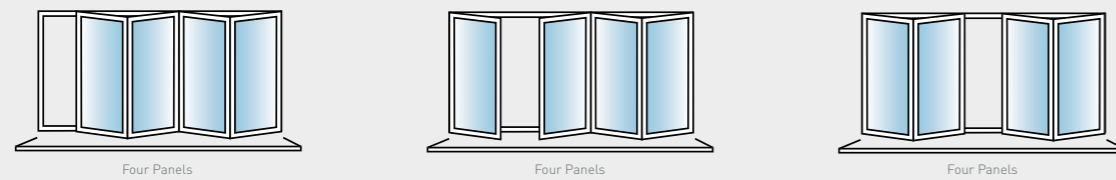
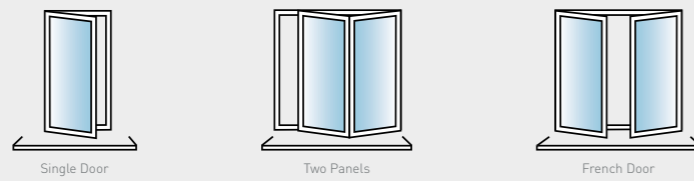
When selecting the hardware for your door, you can be assured that the hardware supplied by Smart has been fully tested alongside the profile systems. Ensure that your door has Smart hardware.



◆ Look for the new 'Smart Spark' on our hardware. It's our mark of quality and when you see it, you know the product has been through our exhaustive system testing programme.



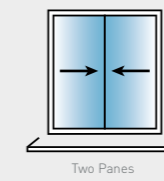
Design: Slide-folding Door

Slide-folding doors feature multiple door leaves which concertina to one or both sides of the frame.





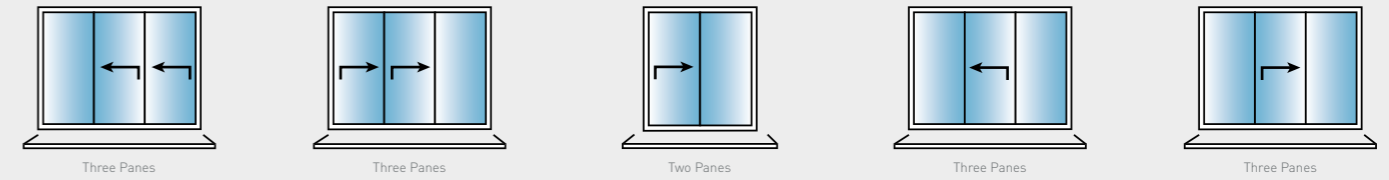
Design: Sliding Door

Sliding doors open and close in line, with the large door panes stacked one behind the other. The arrows below show sliding panes.



Design: Lift & Slide Door

Lift and slide doors are opened by turning the handle to lift the door on its track, then sliding it to the side. Individual door sashes can be locked in place at any point within the opening. The arrows below show the lift and sliding panes.





BES 668681



FM21582



EMS554307



OHS571955



ENMS634370



The images, drawings and data shown in this brochure are for illustrative purposes only and are not binding in detail, colour or specification. We reserve the right to make changes to the product specification as technical developments dictate and without prior notice. We recommend that the user ensures that they are satisfied the product meets their requirements prior to purchase. The 'Smart' logo and the 'Smart Spark' icon are registered Trade Marks of Smart Systems Ltd. ©Smart Systems Ltd 2017