


# The Choices brand

Windows, Doors, Conservatories

## 'Choices' Scotdoor

Choose from 28 designs in a wide range of standard RAL and stain finishes



### Standard RAL Finishes

Dual finish options RAL / RAL or RAL / Stain

Traffic White 9016	Anthracite Grey 7016	Agate Grey 7038	Jet Black 9005	Mahogany Brown 8016
Cream 9001	Traffic Red 3020	Reseda Green 6011	Brilliant Blue 5007	Chartwell Green NCS3010-G 20 Y

### Minimum and Maximum door sizes

Widths = 850mm - 1080mm

Heights = 1900mm - 2250mm

Custom dimensions available on request.

Note heights are excluding optional sub sole



Side panels and top lights available

Arran 1 Stable Door

### Colour Upgrade

Available in any RAL colour

### Standard Stain Finishes

Single stain both sides only

Mahogany	Cyprus Light Oak	Teak
----------	------------------	------

### Door Handles (PAS 24 with 3 star cylinders)

#### Standard



Balmoral

#### Upgrades



Swan Handle



Monkey Tail



Noble



Sculptured


Chrome, Gold, Antique Black, Graphite

Black or Pewter

Black or Pewter

Black or Pewter

### Security Chain



# Timber Scotdoor Range

'Choices' fully assembled doors combine tried and proven Scandinavian technology with traditional British styling to give exceptional performance against the weather and a high level of resistance to forced entry.

## High Performance Doors

### Specification

- ✓ Rebated door in engineered Redwood frame
- ✓ Full range of factory finished colours and stains
- ✓ Slab hung on 3 heavy duty adjustable security steel hinges
- ✓ Multi-point locking system
- ✓ Low level aluminium threshold as standard
- ✓ Integral draught strips and purpose designed weatherbars
- ✓ Door handle in Polished Chrome, Antique Black, White, Graphite, Satin, Gold, Black
- ✓ Clear or decorative obscure glass (not Oriel, Satinova or Warwick)
- ✓ PAS 24 as standard



### Construction

Extruded polystyrene rigid foam insulation plate (XPS)


Vertical veneer

Aluminium stabilising sheet, security and moisture barrier

Vertical veneer

Horizontal veneer

1.5 mm quarter cut veneer for appearance and durability

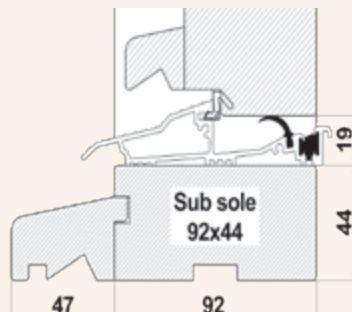


### Threshold and Cill Details

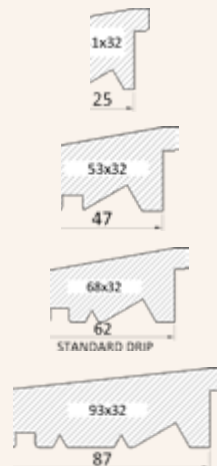
Aluminium threshold



Optional 44mm sub sole



Cill extensions



Choices Timber Door range are supplied with aluminium threshold as standard offering a 19mm clearance.

In addition a 44mm sub sole can be added to suit differing internal floor levels. Where suitable the sub sole can take a choice of 4 cill extensions.

### Hinge Clearance

27mm




Slimline butt hinge offering 27mm plasterline clearance

Why not consider the other collections available from **The Choices brand**

Windows, Doors, Conservatories & Orangeries manufactured from state of the art PVCU and Aluminium for Domestic and Commercial properties.



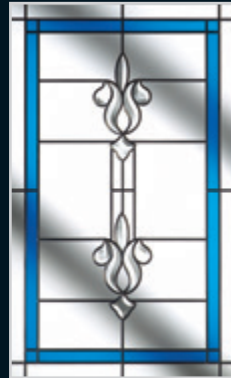
# Scotdoor Decorative Glass Range



Dorchester  
Green, Amber, Blue



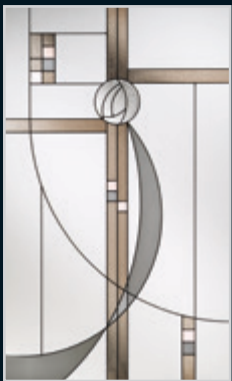
Diamonds  
Clear, Green, Red, Blue, Purple



Designer Etch  
Purple, Blue, Green, Black



Murano  
Green, Black, Blue, Red, Purple




Caledonian Rose



Fleur



Linear



Kensington



Simplicity Zinc



Elegance



Prairie



Crystal Bohemia



Dorchester



Elegance



Murano



Fleur



Caledonian Rose



Designer Etch



Simplicity Zinc




Bulls Eye


# Scotdoor Decorative Glass Range



Symphony



Tahoe  
*Black, Blue, Green, Purple, Red*



Chelsea



Greenwich



Richmond



French



Gibson



Havana



Infinity



Serenity



Mediterranean



Elderton



Montreal



Millenium