



The *Choices* brand

Windows, Doors, Conservatories

ALUK

Aluminium BSF70 Bi-fold

Configurations

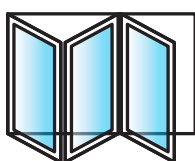


Available in a range of styles and designs, panels can be stacked inside or outside of the room, to the left, right or split to stack on both sides. Door sets can be manufactured to replace entire walls to maximise your opening space.


Type 1



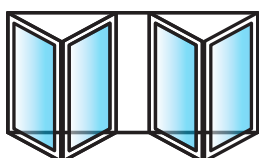
Type 2



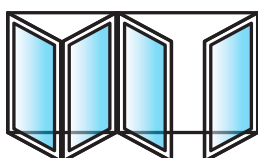
Type 3



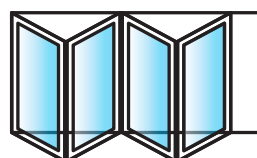
Type 4



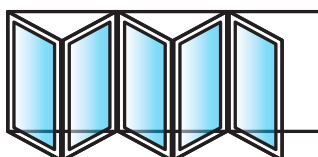
Type 5




Type 6



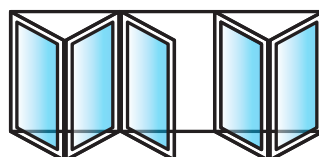
Type 7



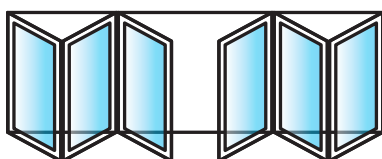
Type 8



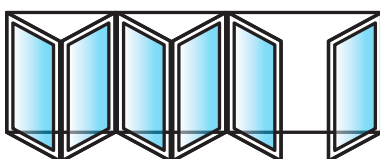
Type 9



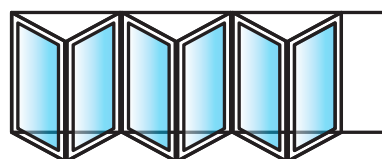
Type 10



Type 12



Type 13



Minimum height 1950mm
Minimum width 1400mm
Minimum sash width 600mm

Maximum height 2400mm
Maximum width 6300mm
Maximum sash width 1200mm

All configuration have lever/lever handles on the prime leaf with the exception of types 1, 4, 6 and 13 which are internal handles only.

'Choices' Aluminium BSF70 Bi-fold

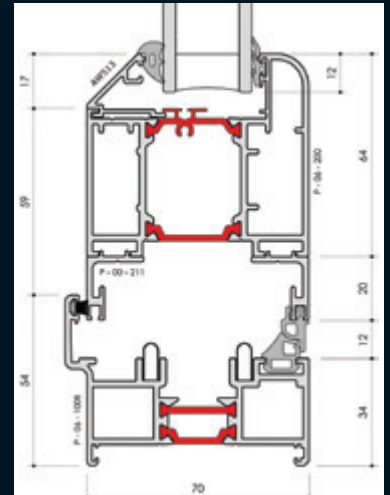
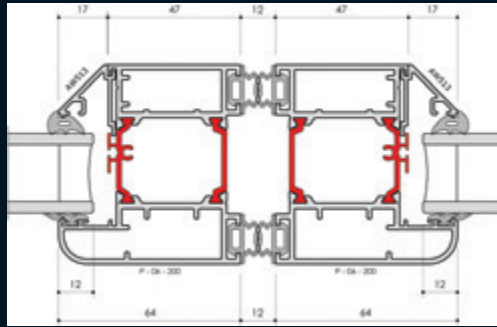
An intelligent combination of form and function, our highly versatile and market leading Bi-fold sliding door systems gives you maximum control over the style and operations of the doors

The *Standard* 'Choices' aluminium Bi-fold door is the Optio BSF70

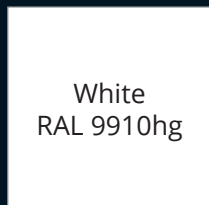


Design Features

- ✓ Internally beaded with a softline sash
- ✓ Stainless Steel Wheels
- ✓ Unique flush line pop up handle
- ✓ Magnetic catch for prime/slave leaf
- ✓ All configurations open in and open out
- ✓ Thermally broken aluminium sections
- ✓ 28mm sealed unit
- ✓ Black or White lever/lever prime handles
- ✓ Black or White internal pop-out handles
- ✓ 'U' value 1.7Wm²K (1.6 with Low-E Plus glass)



Colour Range *for fast delivery**



**Open out only*

Upgrades/Options

- ✓ Low threshold (no weather rating)
- ✓ A range of RAL single or dual colour
- ✓ PAS 24 / Doc Q / SBD
- ✓ Mechanically jointed outer frame
- ✓ 'U' Value 1.4 Wm²K with Triple Glazed Low-E Plus
- ✓ Brushed chrome prime handles
- ✓ HI Profiles - 1.4 'U' Value double glazed, 1.1 'U' value triple glazed with Low E Plus glass



Flush line pop-out handle



Stainless steel wheels



Floating corner post option available



The *Choices* brand