



The *Choices* brand

Windows, Doors, Conservatories



The *Choices* brand

Aluminium Designer Door Panels

Choose from 39 Modern and Contemporary Designs



ABER 5



ALBERG 1



ARTBURY 3



ASPEN 1



AUTRANS 2



AVORIAZ 1



BORMIO 3



CARONA 2



CERVINIO 1



CHAMONIX 3



COLOGNE 4



COURCHEVEL 3



ELORN 1



IGMAN



JAVORNIK 3



LB 6




LEYSIN 3



LURISIA 4




LUZERN 3



MANALI 6



MATIGNY 2



MERIBEL 4



MERIZINE 3



MOLVINO  
1



MORZINE 1



NEOSLOPE 3



PECA 3




PORTE 1



RISOUL 5



SESTRIERE 3



SUMMIT 6




TAVASCAN 2



TRIBERG 1



VALMOREL 2



VALNORD2




VERBIER 3



VEYSONNAZ 3



VEYSONNAZ 5



ZERMATT 3

## Aluminium Designer Door Panels

### STANDARD SPECIFICATIONS

Range: 39 Designs

**Dimensions:**

Maximum O/A Single Door = 1050mm x 2200mm

**Paint:** 60 - 80 microns

**'U' Values:** Overall Door 1.7 W/m<sup>2</sup>K

**Frame Depth:** 58mm or 70mm

**Beading:** Chamfered or Square

**Glazing :**

Clear, Plain Sandblast (Satin), Obscure (Pilkington Std Range)

### OPTIONS

**Dual Colours**

**Solid MDF Core**

To allow fixing of Stainless Steel back to back only 'Straight Pull' or 'Offset' handles in the panel

**Stainless Steel back to back**

**'In Line' or 'Offset' handles**

400/600/800/1000/1200/1400/1600mm

### Standard Colours

<b>Hipca White 9910</b>	<b>Black 9005</b>	<b>Anthracite Grey 7016</b>	<b>Anthracite Grey 7016</b>	<b>Black 9005</b>
			<b>Hipca White 9910</b>	<b>Hipca White 9910</b>

Why not consider the other collections available from 

Windows, Doors, Conservatories & Orangeries manufactured from state of the art PVCU and Aluminium for Domestic and Commercial properties.