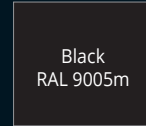
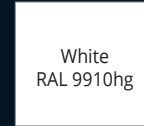


SIMPLE • SUSTAINABLE • COMPLIANT

Colour Options *for fast delivery*

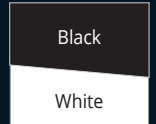
'Choices' Aluminium Doors



ALUK 58BD HI Doors



SUSTAINABLY SOURCED
78% RECYCLED
ALUMINIUM BILLET CONTENT



58BD HI DOOR SYSTEM

Performance* and accreditations	Single Open-In	Single Open-Out	Double Open-In	Double Open-Out
U-Value (Double Glazing) (Ug: 1.1W/m ² k)	1.4W/m ² k	1.4W/m ² k	1.4W/m ² k	1.4W/m ² k
U-Value (Triple Glazing) (Ug: 0.7W/m ² k)	1.0W/m ² k	1.0W/m ² k	1.0W/m ² k	1.0W/m ² k
Air Permeability	Class 4 (600 Pa)	Class 4 (600 Pa)	Class 3 (600 Pa)	Class 3 (600 Pa)
Water Tightness	Class 3a (100 Pa)	Class 7a (300 Pa)	Class 7a (300 Pa)	Class 3a (600 Pa)
Wind Resistance	Class A3 (1200 Pa)	Class A3E2400 (2400 Pa)	Class A3 (1200 Pa)	Class A4 (1600 Pa)
Building Regulations Part L Compliant	✓	✓	✓	✓
Building Regulations Part M Compliant	✓	✓	✓	✓
Security	PAS 24 & SBD when specified	PAS 24 & SBD when specified	PAS 24 & SBD when specified	PAS 24 & SBD when specified
Durability EN1191 Category	50,000 Cycles	50,000 Cycles	50,000 Cycles	50,000 Cycles
System				
Depth	58mm - 70mm	58mm - 70mm	58mm - 70mm	58mm - 70mm
Size and weight limits				
Maximum Door Size (mm)	1200w x 2400h	1200w x 2400h	2400w x 2400h	2400w x 2400h
Maximum Door Weight	3 Hinges 67.5kg 4 Hinges 90kg	3 Hinges 67.5kg 4 Hinges 90kg	3 Hinges 67.5kg 4 Hinges 90kg	3 Hinges 67.5kg 4 Hinges 90kg
Glazing				
Glazing Thickness	24mm - 40mm	24mm - 40mm	24mm - 40mm	24mm - 40mm
System Features				
Single Colour	✓	✓	✓	✓
Dual Colour	✓	✓	✓	✓
Thermally Broken	✓	✓	✓	✓
Sightline (Head)	129.5mm	129.5mm	129.5mm	129.5mm
Low Threshold Sightline (Cill)	11mm	11mm	11mm	11mm
Sightline (Jamb)	129.5mm	129.5mm	129.5mm	129.5mm
Sightline (Meeting Stile)	n/a	n/a	209.5	209.5
Panel Door	✓	✓	✓	✓
Multi-Point Locking	✓	✓	✓	✓
Barrel Hinges	✓	✓	✓	✓
Low Threshold	✓	✓	✓	✓

SIMPLE • SUSTAINABLE • COMPLIANT

'Choices' Aluminium Doors

ALUK[®]

ALUK 58BD HI Doors



SUSTAINABLY SOURCED
78% RECYCLED
ALUMINIUM BILLET CONTENT



Key Features

- ✓ Designed with security and flexibility front of mind, every door in the 58BD HI range is available in single and double configurations making them ideal for almost any application.
- ✓ Suitable for both new build and refurbishment projects
- ✓ U-value compliant of 1.4W/m²k (Refurbishment) 28mm double glazed unit (DGU)
- ✓ QuiK-Clip 28mm Bead for ease of glazing installation
- ✓ U-value compliant of 1.2W/m²k (New Build) 32mm triple glazed unit (TGU)
- ✓ U-value of 1.0W/m²k using a 40mm triple glazed unit (TGU)
- ✓ Available in a wide range of styles and formats (Single Door, French Door Side Lights, Top Lights, Open In, Open Out)
- ✓ Using the same frame and range of ancillary profiles as the 58BW HI & 58BW HI ST window
- ✓ Deep leg frame which suites with the standard frame allows trickle vents to be added without additional profiles
- ✓ PAS24 (2022) & SBD Certified if requested
- ✓ Sustainably sourced; 78% recycled content of the aluminium billet



View QuikClip video online
www.cwgchoices.com/quikclip

Single Door

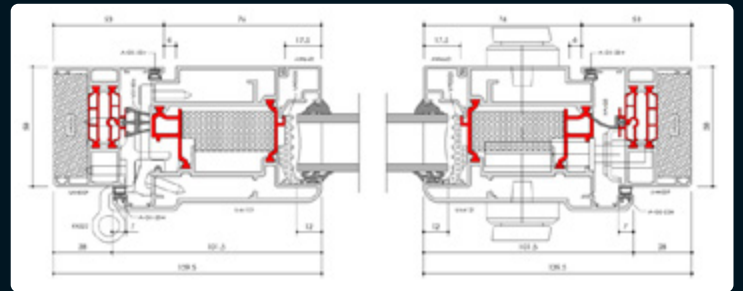
Upgrades/Options

Frame Depths - 58mm or 70mm

Frame Heights - 43mm or 53mm

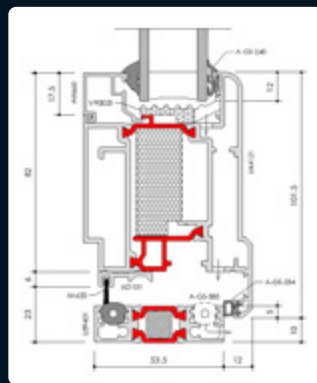
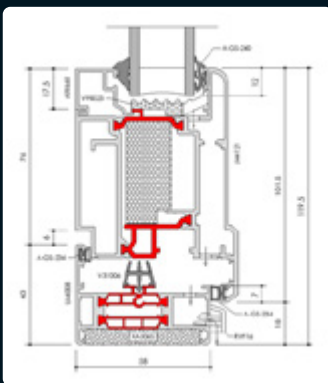
Door Security Compliance - PAS 24 / Doc Q / SBD

Handles - Traditional door handles available

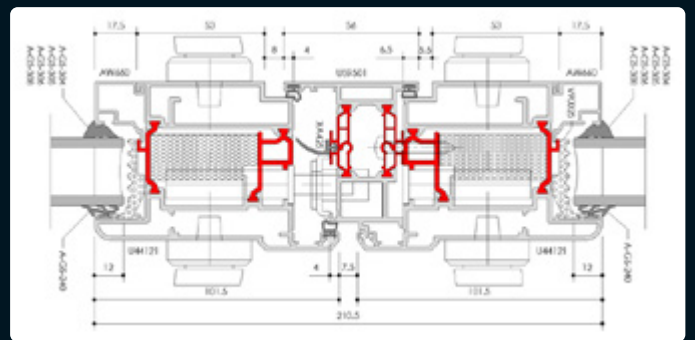


Std Threshold

Low Threshold



French Door Mullion



Why not consider the other collections available from *The Choices* brand

Windows, Doors, Conservatories & Orangeries manufactured from state of the art PVCU and Aluminium for Domestic and Commercial properties.