

The *Choices* brand


Windows, Doors, Conservatories

Solidor

'Choices' Solidor



London



Alnwick



Edinburgh



Edinburgh
Solid



Berkley
Solid



Berkley



Ludlow



Ludlow
Solid



Tenby
Solid




Tenby 2



Tenby 4




Harlech




Nottingham




Stirling



Beeston



Stafford



Conway 1



Conway 3



Conway
Solid




Windsor Solid
/ Palermo



Flint 1 /
Bologna



Flint
Square



Flint 2 /
Ancona




Flint 3 /
Roma



Flint 4 /
Turin



Flint 5
/ Monza




Flint
Beeston



Verona /
Thornbury



Naples



Brescia



Biella / Windsor
Glazed



Genoa



Sorento




Amalfi




Modena



Siena



Pisa



Parma



Messina



Venice



Garda



Rimini



Milano



Trieste



Stable Door



French Doors




Side Panels



Slab Colour Options

Standard range slab colours



Premium range slab colours



Luxury range slab colours



ULTION 3 Cylinder

Frame Colour Options

Foiled both sides or foiled on white



AutoFire lock now as Standard

'Choices' Solidor doors are now supplied with the AutoFire lock as standard. The AutoFire lock automatically engages all locking points the moment the door closes, reducing thermal movement, maintaining a consistent sash alignment. Lever/Lever locking option still available please specify at time of ordering.



Edgeband Colours

White as standard, brown on rosewood or black foil both sides and caramel on golden oak or irish oak both sides.



Outer Frame Options



Kömmerling C70



Kömmerling O70

Solidor French & Stable Doors

Solidor French Doors



Includes keyed alike ULTION PLUS thumbturn cylinders.

NB: Available with PVCU and Aluminium threshold on 'open in' doors. PVCU threshold only on 'open out' doors.

Please contact us for advice on minimum and maximum sizes.

Solidor Stable Door



Includes keyed alike ULTION PLUS thumbturn cylinders.

Only the Flint range of Solidor are available as a stable doors. Available in any colour, on any side.

Only available as open inwards doors.

Kubu not available on Stable Door

Hinge Clearance

Flag hinges provide 35mm clearance for open in doors (as illustrated).



Open out doors have butt hinges only.

Door Minimum Width 843mm - Maximum Width 1013mm

The Italia range and Flint doors with single cassettes can be narrower

| | |
|--------------------------|------------------|
| Frame Height | Minimum/Maximum |
| Std PVCU Threshold | 1953mm to 2163mm |
| Low PVCU Threshold - C70 | 1939mm to 2149mm |
| Low PVCU Threshold - O70 | 1939mm to 2153mm |
| Mobility Threshold | 1921mm to 2131mm |

Part M Compliant over 945mm wide with mobility threshold

Side Screen Minimum Width 403mm Maximum Width 563mm

Flint & Thornbury Side Panels available from: Min width - 350mm Max width - 1000mm

Why not consider the other collections available from *The Choices brand*

Windows, Doors, Conservatories & Orangeries manufactured from state of the art PVCU and Aluminium for Domestic and Commercial properties.