



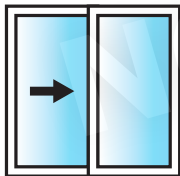
The *Choices* brand

Windows, Doors, Conservatories

# Aluminium In-line Sliding and Lift & Slide Doors

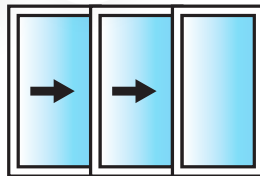


## In-line Sliding Doors



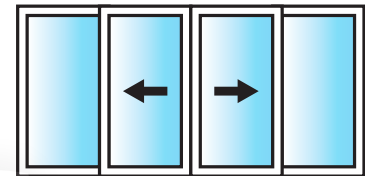
**2 Pane**

*Minimum width 1400mm  
(at 2100mm high)  
Maximum width 4500mm  
Maximum Height 2300mm*



**3 Pane (Triple Track)**

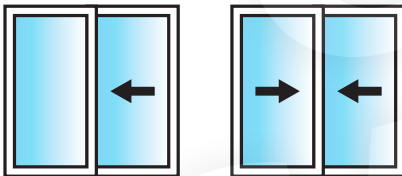
*Minimum width 2700mm  
Maximum width 6000mm  
Maximum Height 2300mm*



**4 Pane**

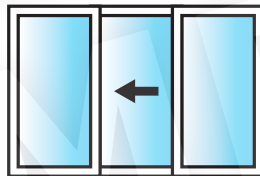
*Minimum width 3600mm  
Maximum width 6000mm  
Maximum Height 2300mm*

## Lift and Slide Doors (Duo Rail)



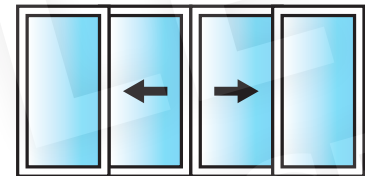
**2 Pane**

*Minimum width 1400mm  
(at 2100mm high)  
Maximum width 4500mm  
Maximum Height 2400mm*



**3 pane**

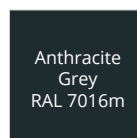
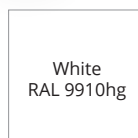
*Minimum width 2700mm  
Maximum width 6000mm  
Maximum Height 2400mm*



**4 pane**

*Minimum width 3600mm  
Maximum width 6000mm  
Maximum Height 2400mm*

**Colour Range**  
*for fast delivery*



*Charge as  
standard RAL  
dual colour*

**Configurations** Door sash width cannot be less than 3x smaller than the height of the door

# Aluminium In-line Sliding and Lift & Slide Doors

Combining high performance with stunning design, our 'In-line Sliding' and 'Lift & Slide' doors provide a versatile solution for any architectural project.

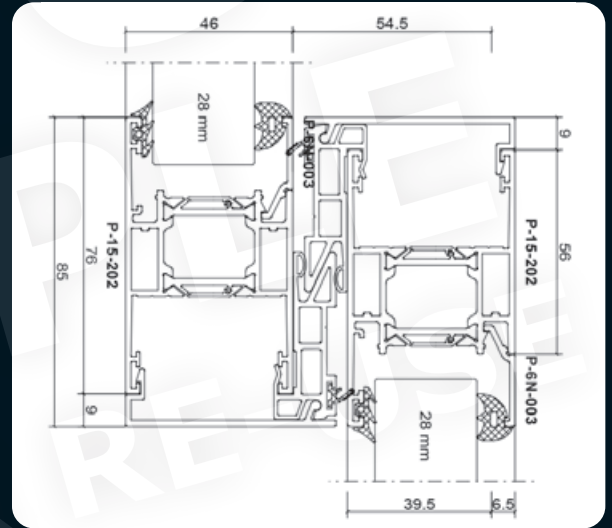
## 'Choices' Optio BSC94 In-line Sliding and Lift and Slide options

### Standard Design Features

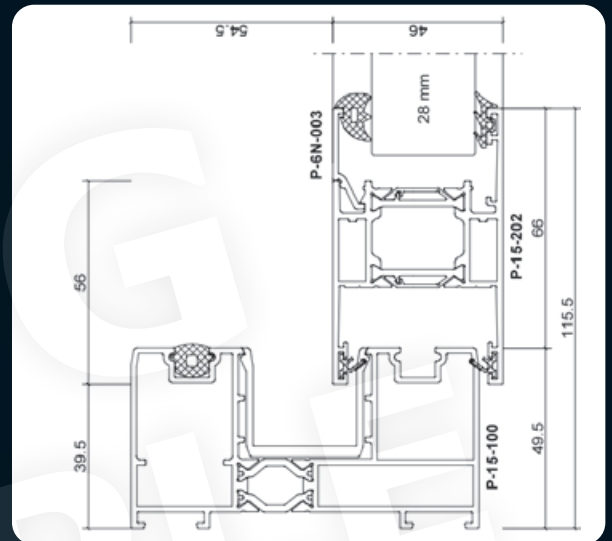
- ✓ 3 Chambered doors
- ✓ 28mm sealed units
- ✓ 4 hook locks (Slider only)
- ✓ Black or white handles
- ✓ Black buffer stops
- ✓ 'U' Value 1.7 Wm<sup>2</sup>K with double glazing
- ✓ Dual rail



Standard Interlock



As overall sizes increase, additional external reinforcing will be required



Threshold and Sash



Optional 45mm Slim Interlock - Sliding and Lift and Slide

### Upgrades/Options

- ✓ A range of RAL single or dual colour
- ✓ PAS 24 / Doc Q (2 pane In-line slider only)
- ✓ Brushed chrome handles
- ✓ Triple track slider - no cill available - 155mm frame - 6 week lead time
- ✓ 45mm slim interlock

